

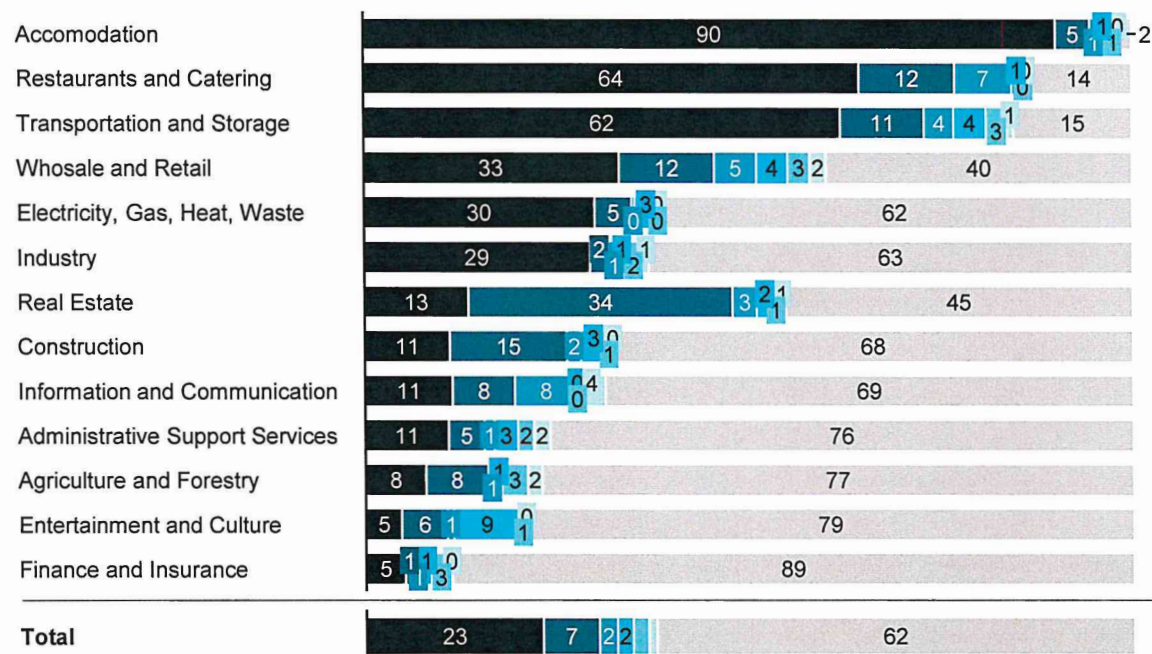
Toimialakohtainen likvideettiriski: Palvelualat suurimmassa vaarassa

Highly Indicative Pre further interventions

■ 1 month ■ 2 months ■ 3 months ■ 4 months ■ 5 months ■ 6 months ■ Not at risk in 6 months

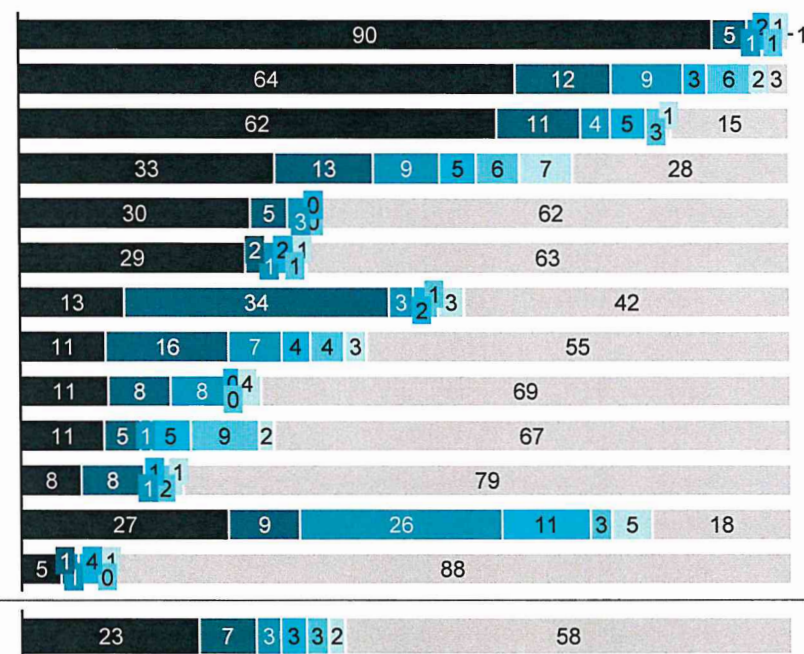
A3: Virus contained, slow recovery

Share of companies that risk running out of cash and cash equivalents (revenue weighted) % of revenue in sample¹



A1: Virus recurrence; slow long-term growth

Share of companies that risk running out of cash and cash equivalents (revenue weighted) % of revenue in sample¹



1. Sample of 10,000 companies

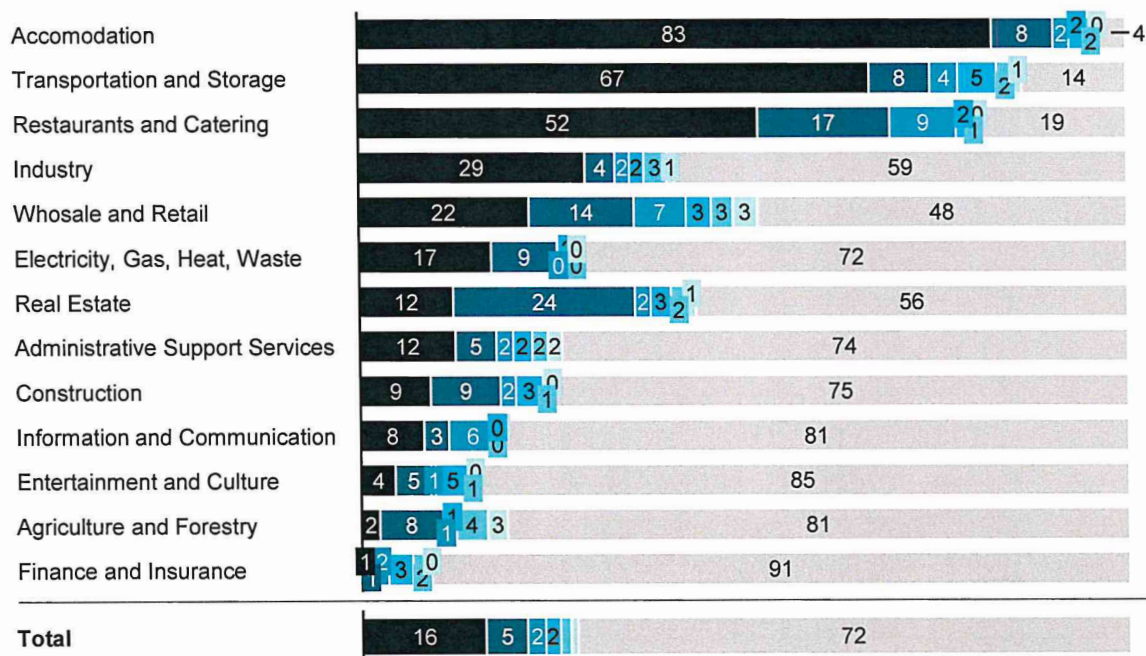
Toimialakohtainen likvideettiriski: Työvoimaintensiivisten alojen ahdinko vaarantaa suuren määrän työntekijöitä

Highly Indicative Pre further interventions

■ 1 month ■ 2 months ■ 3 months ■ 4 months ■ 5 months ■ 6 months ■ Not at risk in 6 months

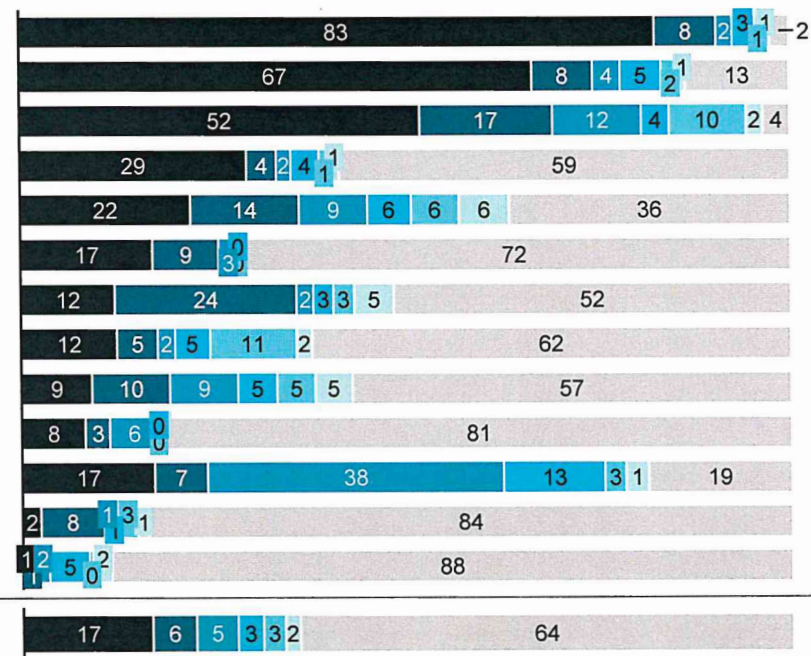
A3: Virus contained, slow recovery

Share of companies that risk running out of cash and cash equivalents (revenue weighted) % of FTE in sample¹



A1: Virus recurrence; slow long-term growth

Share of companies that risk running out of cash and cash equivalents (revenue weighted) % of FTE in sample¹



1. Sample of 10,000 companies

Source: ODIN; SCB